



Emergency Preparedness & Business Continuity

BOMA BC – NOVEMBER 9, 2016





Emergencies VS. Disasters



Emergency

- A situation which poses an **immediate risk** to health, life, property or environment:
 - Building fire
 - Medical emergency
 - Hazardous materials spill
- Short-duration events
- Fire, ambulance, police are generally available and take over quickly



Disaster

A life-threatening event that by size or scope overwhelms local response resources






DECEMBER 29, 2015







11:39pm

 TV RADIO NEWS SPORTS MUSIC ARTS LOCAL ▼ MORE ▼ WATCH LISTEN LOG IN SEARCH CBC.ca... 

CBCnews | British Columbia 

LIVE Vancouver More Streams
CBC Radio One
 Listen Live 

Home World **Canada** Politics Business Health Entertainment Technology & Science Video

Canada **BC**

B.C. earthquake wakes up Vancouver, Victoria-area residents

Quake, 4.3-4.8 in magnitude, centred 20 km north of Victoria at 11:39 p.m PT Tuesday but no damage reported

By Maryse Zeidler, CBC News Posted: Dec 29, 2015 11:58 PM PT | Last Updated: Dec 31, 2015 5:39 AM PT

B.C.'s South Coast was hit by an earthquake that shook many people from their sleep just before midnight, in what one seismologist called the largest quake in the region in years.

Some people near the epicentre northeast of Victoria reported their homes shifted, and others were knocked off their feet.

"The house moved seriously to the right, came back, it was loud. The aquarium had a mini-tsunami and overflowed. We were in the kitchen and got tossed into the counter," wrote one commenter on the CBC website.

Many reported feeling a large impact that felt like a truck hitting their homes, while others in Metro Vancouver reported windows rattling and items on walls shaking.

"I'm about 6 km from the epicentre and it felt like a truck had crashed into my house," wrote another commenter.

"I felt it in the West End here of Vancouver and I looked out my window to see if a truck had hit the side of my building! It was quite a sharp jolt that made my walls bend and creak, but nothing really shook or swayed," wrote another.

Other reported feeling a wave move through their homes from one end to the other.

"It felt like my house shook starting in one corner of the house and moved (slowly, it seemed) across to the other corner, like a ripple. Pretty wild, and bizarre while it's happening!"

"....one seismologist called the largest quake in the region in years"





The annual meeting
of the Summer Tires Club.



MAKE A PLAN





“The only thing tougher than planning for disasters or emergencies is explaining why you didn’t”.



Make a Plan

- An emergency plan specifies procedures for handling sudden unexpected situations.
- The objective is to reduce the possible consequences of the emergency by:
 - reducing/preventing fatalities and injuries;
 - reducing damage to buildings, and equipment;
accelerating the resumption of normal operations



Make A Plan

PLAN TO BE SAFE

Creating a disaster plan and deciding how you will communicate in an emergency

Dewie, Cheedom
& Howe
Barristers & Solicitors



Emergency
Plan



Organize Disaster Supplies

For survival, remember the rule of threes: 3 minutes without air, 3 hours without shelter against the elements, 3 days without water, or 3 weeks without food until you die.

überfacts



Organize Disaster Supplies



BRITISH COLUMBIA | PreparedBC

BASIC EMERGENCY SUPPLY KIT

gov.bc.ca/PreparedBC



First Aid kit and medications



Cell phone with chargers, inverter or solar charger



Garbage bags, moist towelettes and plastic ties for personal sanitation



Battery-powered or hand crank radio tuned to Environment Canada weather



Local maps (identify a family meeting place) and some cash in small bills



Water, four litres per person per day for at least three days, for drinking and sanitation



Battery-powered or hand crank flashlight with extra batteries



At least a three-day supply of non-perishable food. Manual can opener for cans



Dust mask to help filter contaminated air



Whistle to signal for help



Seasonal clothing and footwear

ORGANIZE DISASTER SUPPLIES

Store survival supplies in convenient locations

- 0 Ideally for 2 weeks



Make a Plan





Make A Plan

- Hospitals
- Community Centres / Shelters
- Schools
- Nursing Homes
- Fire Halls
- Police Stations
- Ambulance Stations
- E-Com
- Public works
- City hall
- BC Hydro facilities
- Fortis BC (Gas facilities)
- BC Centre for Disease Control
- Provincial and Federal government buildings that provide Emergency Support Functions



Prepare for emergencies and disasters

Earthquakes and other natural disasters can happen without warning. You and your family can stay safe during these emergencies, with help from the City.

Your responsibility

You need to have an emergency plan, so every member of your family understands what to do if there is an earthquake or other disaster.

You should also have supplies available (including food, water, and extra clothing), in case you need to leave your home, or survive in your home without water or electricity for several days.



The City's responsibility

The City has invested in a number of programs to keep roads, bridges, and buildings safe during earthquakes.

Staff also recruit and train community volunteers, who will help us set up and run emergency shelters during a disaster, and help provide the basic services to those impacted by a disaster





Statistically 44% of businesses who do not plan for emergencies fail after a major event



Continuity vs. Recovery

CONTINUITY

- Get the business back up and running as quickly as possible



RECOVERY

- Address the potential damage at the original site
- Plan to bring the business back to pre-incident levels of activity





Business Impact Analysis (BIA)

- Identify Critical Operations
- Identify Necessary Resources
- Complete a Hazard, Risk, Vulnerability and Impact Analysis





Business Continuity

- **Staffing**
- **Operations**
- **Alternate Sites**
- **Communication Plan**
- **Corporate Reputation**



**Your
Company's
Logo Here**



Who's Responsibility Is It?





COMMUNICATION



COMMUNICATION

- With your tenants, partners, suppliers etc.
- Let them know what your responsibilities are to them
- Let them know what their responsibilities are



Emergency Preparedness



- After the immediate threat of the earthquake has passed, your level of preparedness will determine your quality of life in the weeks and months to follow